



# ROITHNER LASERTECHNIK GmbH

WIEDNER HAUPTSTRASSE 76 IO40 VIENNA AUSTRIA  
TEL. +43 1 586 52 43 -O. FAX. -44. OFFICE@ROITHNER-LASER.COM



1. Name: UV LED LAMP
2. Model: NS370L-5RLO
3. Absolute maximum ratings (Ta=25°C)

Item	Symbol	Maximum rating	Unit
DC Forward current	I <sub>F</sub>	25	mA
Pulse forward current*1	I <sub>FP</sub>	100	mA
Power dissipation	P <sub>D</sub>	100	mW
Operating temperature	T <sub>OPR</sub>	-30 to +80	°C
Storage temperature	T <sub>STG</sub>	-30 to +85	°C
Soldering temperature	T <sub>SOL</sub>	260°C within 10 seconds	

\*1 Conditions: Duty cycle ≤ 1/10, Pulse width ≤ 0.1msec

4. Optical and electrical characteristics (Ta=25°C)

Item	Symbol	Condition	Min.	Typ.	Max.	Unit
Forward voltage	V <sub>F</sub>	I <sub>F</sub> =20mA	3.2	3.6	4.2	V
Peak wavelength*2	λ <sub>p</sub>	I <sub>F</sub> =20mA	370	-	375	nm
Full width at half maximum	Δλ	I <sub>F</sub> =20mA	10	-	20	nm
Optical output power *3	Rank 7 Po.	I <sub>F</sub> =20mA	2.4		4.0	mW

\*2 Measurement error: ±2nm

\*3 Measurement error: 10%

5. Standard optical and electrical characteristics  
To be hereinafter described.
6. Dimensional outline and materials  
To be hereinafter described.
7. Lot number  
The lot number is shown in the following 11 digits.

D ■ □ ● ▲ × - ○ △ △ △ △

D—Device

■—Wavelength

□—Optical output power rank

●—Year manufactured

▲—Month manufactured

×—Lens type

○△△△△—Control number

NS370L-5RLO



## 8. Reliability

### (1) Test items and the results

#### • Mechanical test results

Test items	Test conditions	Notes	Test results	
			LTPD	Damages
Terminal strength (Pulling/Pushing)	Load 5N (Pulling) Load 1N(Pushing)	For 10 seconds each	50%	0/5
Terminal strength (Bending)	Load 2.5N 0°to 90°to 0° to reverse direction 90°to 0°	One time	50%	0/5
Dropping damage	Dropping from 1m high	Two times	20%	0/11

#### • Environmental test results

Test items	Test conditions	Notes	Test results	
			LTPD	Damages
Resistance to soldering heat	Tsol=260±5°C, 10 seconds At 1.5mm from the lead base	One time	10%	0/22
Resistance to soldering heat	Tsol=350±5°C, 3 seconds At 1.5mm from the lead base	One time	10%	0/22
Solderability	Tsol=235±5°C, 5 seconds (using flux)	One time Wetting more than 95%	20%	0/11

#### • Life test results

Test items	Test conditions	Notes	Test results	
			LTPD	Damages
Steady state operating life	Ta=25±2°C, IF=20mA	1000 hours	10%	0/22
Operating life at high temperature	Ta=80±2°C, IF=10mA	1000 hours	10%	0/22
Storage at high temperature	Ta=85±2°C	1000 hours	10%	0/22
Operating life at low temperature	Ta=-30±2°C, IF=15mA	1000 hours	10%	0/22
Operating life at high temperature and humidity	Ta=60±2°C, RH=90±5%, IF=15mA	500 hours	10%	0/22
Storage at high temperature and humidity	Ta=60±2°C, RH=90±5%	500 hours	10%	0/22

### (2) Criteria for judging damages

Test items	Symbols	Measurement conditions	Judgment criteria	
			Min.	Max.
Forward voltage	VF	IF=20mA	-	(U)×1.1
Optical output power	Po	IF=20mA	(L)×0.5	-

\*(U): Upper standard level, (L): Lower standard level

NS370L-5RLO



## 9. Cautions

- (1) The LEDs emit very strong UV radiation. Do not look directly at the LEDs. UV radiation can harm your eyes. To prevent inadequate exposure of UV radiation, wear UV protective glasses.
- (2) The LEDs are very sensitive to static and surge. Take a full protection against static and surge.
- (3) The powered LEDs generate heat. Heat dissipation should be considered in the application design to avoid the environmental conditions for operation in excess of the absolute maximum ratings.
- (4) The leads should be bent at minimum 1.5mm away from the base of header. The LEDs should be soldered at minimum 1.5mm away from the base of header.
- (5) The LEDs are intended to be used for ordinary electronics equipment. Do not use the LEDs for the applications that may require a higher reliability and security and that the failure or malfunction of the LEDs may threaten life.
- (6) Do not reverse engineering by disassembling or analysis of the LEDs without our consent. If there's any defectives found, please contact our sales division.

## 10. Warranty

- (1) The warranty is valid for UV LED lamps only.
- (2) Perform an acceptance inspection on arrival of the goods. Return the defectives if any stipulating the disqualification and quantity.
- (3) Embedding the LEDs into the application and the verification of life and other qualities in practical use shall be executed by user.
- (4) Do not use the LEDs for the applications that require the higher reliability and security and that may endanger life and health by the breakdown and the malfunction. Seller shall not bear any responsibility or liability with respect to any claims and damages caused by user's usage of the LEDs without following our intended purpose or any written consent.
- (5) Seller shall not bear responsibility for any damages or defects caused by improper operation at the current in excess of the absolute maximum ratings that are not covered by warranty.

## 11. Miscellaneous

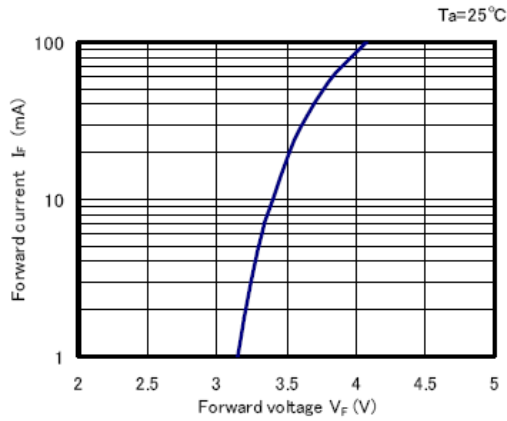
- (1) The leads are silver plated. They may be changed in quality by exposing to the air contains corrosive gas. Be careful with the storage environment. The LEDs in the sealed bag can be stored for maximum 6 months. For the storage more than 6 months up to 1 year, the LEDs should be stored in the suitable environment of the stable temperature and humidity.
- (2) The technical information in this specification is not to guarantee the intellectual property rights of seller's nor a third party and not to grant the license.
- (3) The appearance and specifications are subject to change for improvement without prior notice.

NS370L-5RLO

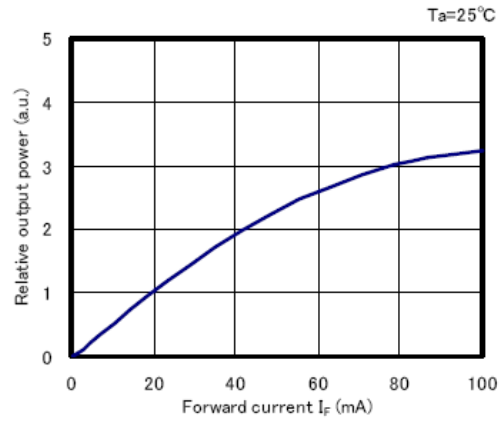


## ■ Optical and electrical characteristics

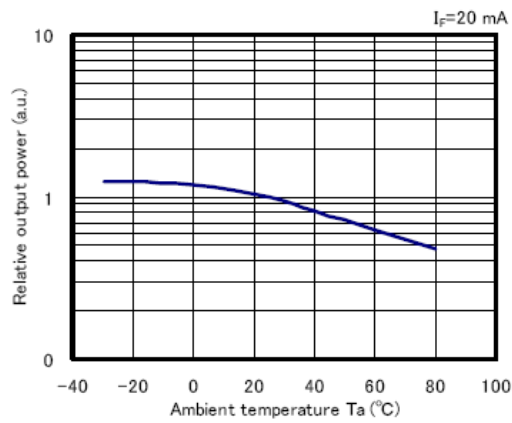
### ■ Forward voltage vs. Forward current



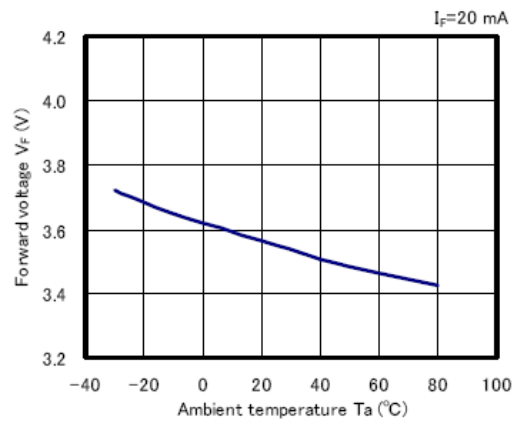
### ■ Forward current vs. Relative output power



### ■ Ambient temperature vs. Relative output power



### ■ Ambient temperature vs. Forward voltage



NS370L-5RLO

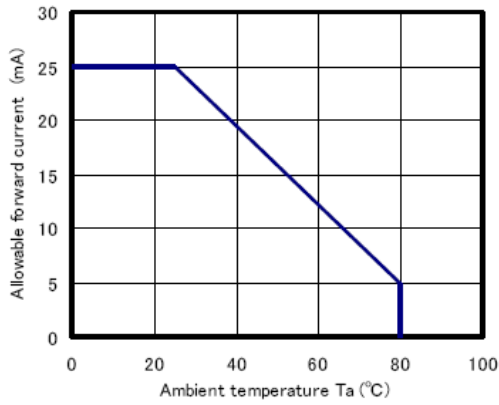


# ROITHNER LASERTECHNIK GmbH

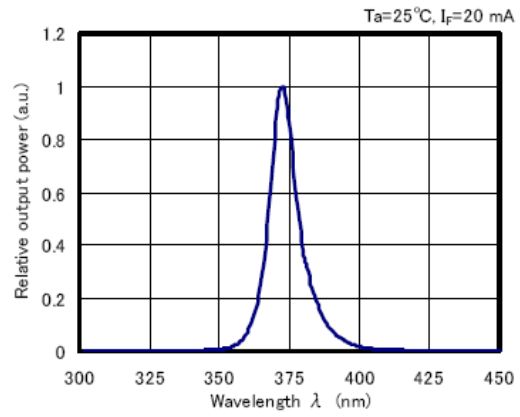
WIEDNER HAUPTSTRASSE 76      IO40 VIENNA      AUSTRIA  
TEL. +43 1 586 52 43 -0, FAX. -44, OFFICE@ROITHNER-LASER.COM



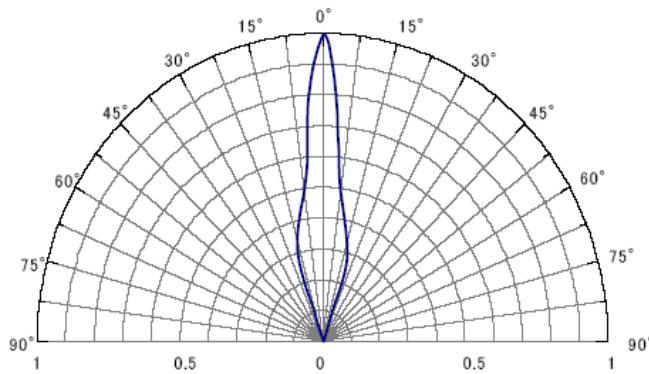
## ■ Ambient temperature vs. Allowable forward current



## ■ Spectrum



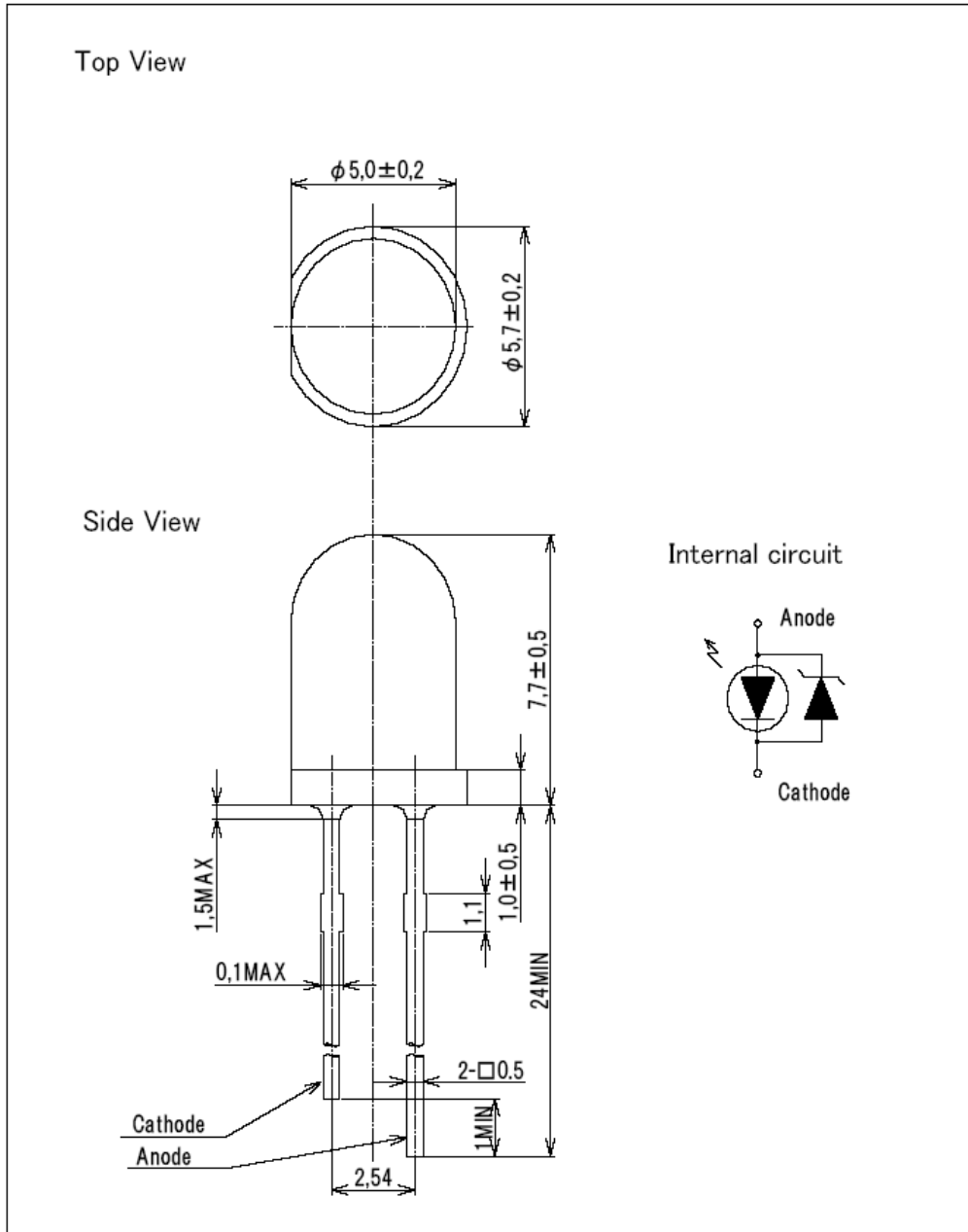
## ■ Directivity



NS370L-5RLO



## ■ Dimensional outline drawing



\*A zener diode is built in the protective circuit against static electricity.

NS370L-5RLO