




LDM-0980-002w-35



TECHNICAL DATA


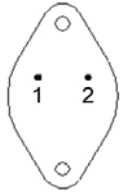
High Power Infrared Laser Diode

Features

- Lasing Mode Structure: multi mode
- Peak Wavelength : typ. 980 nm
- Optical Output Power: 2 W
- Package: TO-3, without Photodiode



Electrical Connection

Pin Configuration	Bottom View						
 <table border="1" data-bbox="539 1014 1018 1131"> <thead> <tr> <th>PIN</th> <th>Function</th> </tr> </thead> <tbody> <tr> <td>1</td> <td>LD Cathode</td> </tr> <tr> <td>2</td> <td>LD Anode (isolated from case)</td> </tr> </tbody> </table>	PIN	Function	1	LD Cathode	2	LD Anode (isolated from case)	
PIN	Function						
1	LD Cathode						
2	LD Anode (isolated from case)						

Absolute Maximum Ratings ($T_c=20^\circ\text{C}$)

Item	Symbol	Value	Unit
CW Output Power	P_o	2	W
Operating Case Temperature	T_c	10 ... +30	$^\circ\text{C}$
Storage Temperature	T_{stg}	-40 ... +85	$^\circ\text{C}$

Specifications ($T_c=20^\circ\text{C}$)

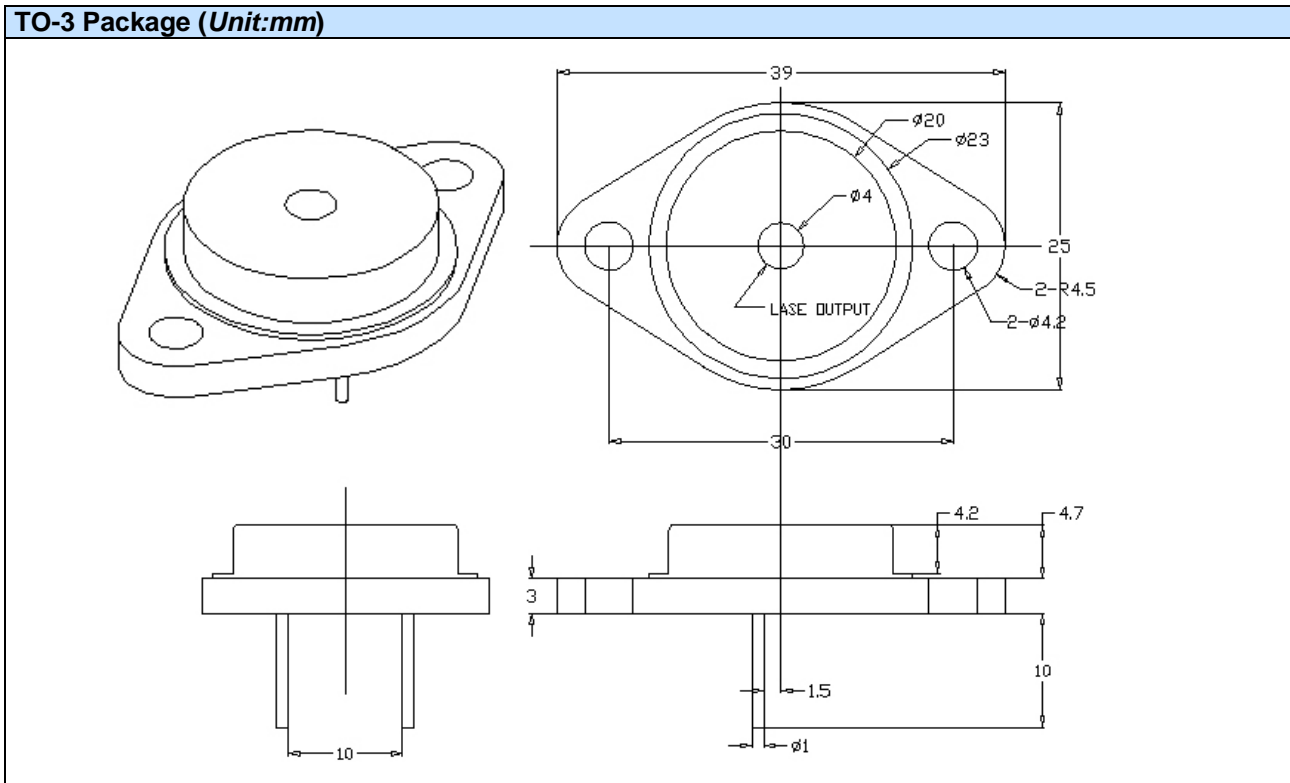
Item	Symbol	Min.	Typ.	Max.	Unit
Optical Specifications					
CW Output Power	P_o	-	2	-	W
Center Wavelength	λ_c	960	975	990	nm
Spectral Width (FWHM)	$\Delta\lambda$	-	-	2.5	nm
Wavelength Temperature Coefficient	$\partial\lambda / \partial T$	-	0.3	-	nm/ $^\circ\text{C}$
FWHM Beam Divergence	θ_{\parallel}	-	-	10	deg
	θ_{\perp}	-	-	42	deg
Emitting Aperture	W x H		200 x 1		μm
Polarization			TE		
Electrical Specifications					
Threshold Current	I_{th}	-	-	0.5	A
Operating Current	I_{op}	-	-	2.56	A
Slope Efficiency	η	0.9	-	-	W/A
Operating Voltage	U_{op}	-	-	2.0	V
Series Resistance	R_d	-	-	0.25	Ω

The above specifications are for reference purpose only and subjected to change without prior notice.

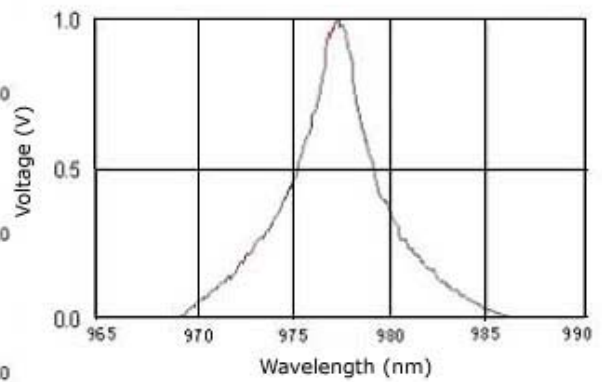
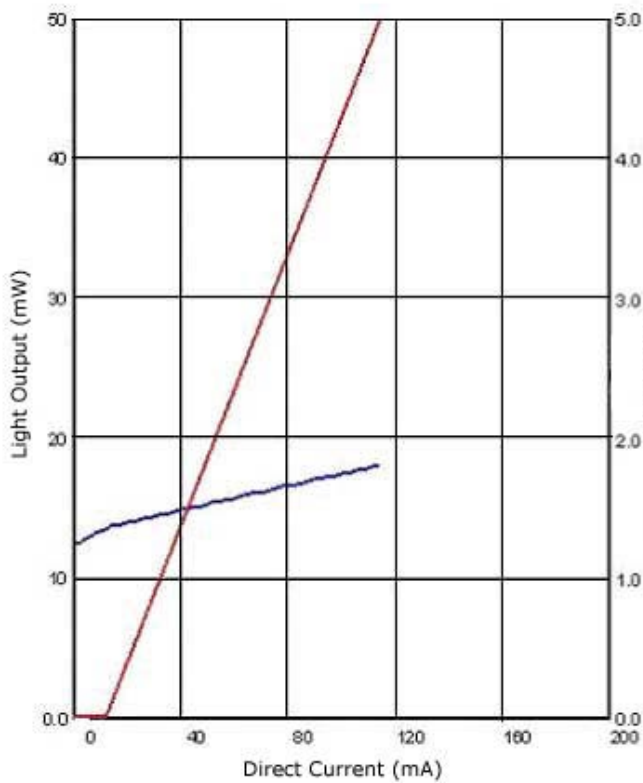


Package Dimensons

TO-3 Package (Unit:mm)



Typical Preformance Curves





Safety of Laser light

- Laser Light can damage the human eyes and skin. Do not expose the eye or skin directly to any laser light and/or through optical lens. When handling the LDs, wear appropriate safety glasses to prevent laser light, even any reflections from entering to the eye. Focused laser beam through optical instruments will increase the chance of eye hazard.
- These LDs are emitting invisible light.



Cautions

1. Operating methode

- This LD shall change its forward voltage requirement and optical ouput power according to temperature change. Also, the LD will require more operation current to maintain same ouput power as it degrades. In order to maintain output power, use of APC (Automatic Power Control) is recommended. Which use monitor feedback to adjust the operation current.
- Confirm that electrical spike current generated by switching on and off does not exceed the maximum operating current level specified herein above as absolute maximum rating. Also, employ appropriat countermeasures to reduce chattering and/or overshooting in the circuit.

2. Static Electricity

- Static electricity or electrical surges will reduce and degrade the reliability of the LDs. It is recommended to use a wrist trap or anti-electrostatic glove when handeling the product.

3. Absolute Maximum Rating

- Active layer of LDs shall have high current density and generate high electric field during its operation. In order to prevent excessive damage, the LD must be operated stricly below absolute maximum rating.



NOTE
LASERDIODE
MUST BE COOLED