

RLT635-200MGS

- Red Laser Diode
- 635 nm, 200 mW
- Single Mode
- TO18 package, Flat Window



Description

RLT635-200MG is a red **single mode** laser diode, typically emitting at **638 nm**, with a rated output power of 200 mW. It comes in 5.6 mm TO-Can package **with integrated PD**.

Maximum Rating* ($T_{CASE} = 25^{\circ}C$)

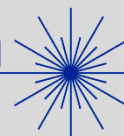
Parameter	Symbol	Values		Unit
		Min.	Max.	
Reverse Voltage	V_R		2	V
Operating Temperature*	T_{OPR}	- 10	+ 60	$^{\circ}C$
Storage Temperature*	T_{STG}	- 40	+ 85	$^{\circ}C$
Soldering Temperature (max. 3s)	T_{SOL}		+ 260	$^{\circ}C$

* operating close to or outside these conditions may damage the device

Electro-Optical Characteristics ($T_{CASE} = 25^{\circ}C$)

Parameter	Symbol	Values			Unit
		Min.	Typ.	Max.	
Peak Wavelength	λ_P	630	638	645	nm
Optical Output Power	P_O		200		mW
Spectral Width (FWHM)	λ		2.0		nm
Operating Voltage	V_F		2.8	3.5	V
Threshold Current	I_{th}		60	100	mA
Operating Current	I_F		260	300	mA
PD Current	I_{PD}		0.6		mA
PD Reverse Voltage	V_{PD}			30	V
Slope Efficiency	η				mW/mA
Beam Divergence (FWHM)	parallel	$\Theta_{ }$	9	13	deg.
	perpendicular	Θ_{\perp}	14	19	deg.

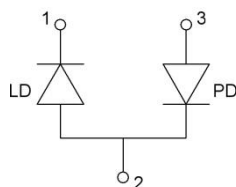




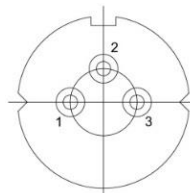
Electrical Connection

Pin Configuration

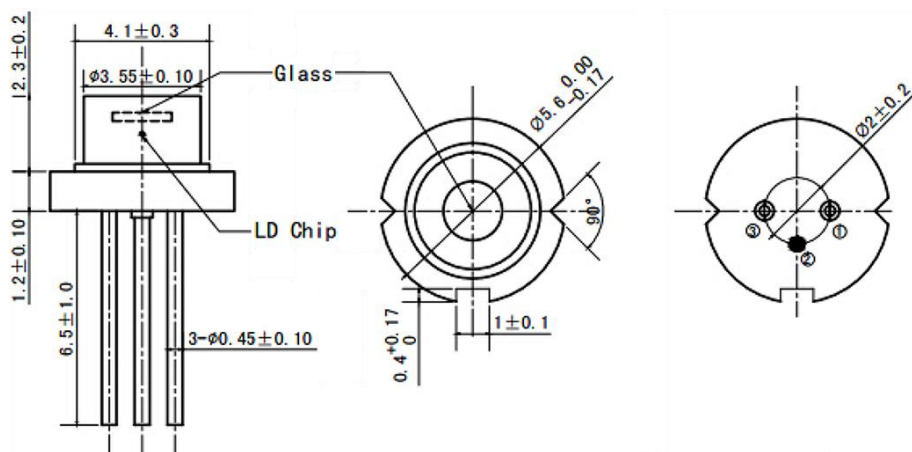
PIN #	Function
PIN 1	LD cathode
PIN 2	LD anode, PD cathode
PIN 3	PD anode



Bottom View



Outline Dimensions



All dimensions in mm

Precautions

Safety

Caution: Laser light emitted from any laser diode may be harmful to the human eye. Avoid looking directly into the laser diode's aperture when the diode is in operation.

Note: The use of optical lenses with this laser diode will increase eye hazard.

ESD Caution

Always do handle laser diodes with extreme care to **prevent electrostatic discharge**, the primary cause of unexpected diode failure. To prevent ESD related failures, it is strongly advised to always **wearing wrist straps**, and **grounding all applicable work surfaces**, when handling laser diodes

Operating Considerations

It is strongly advised to only operate this laser diode with a current source. The current of a laser diode is an exponential function of the voltage across it. **Usage of current regulated drive circuits is mandatory.**

Laser diodes may be damaged by excessive drive currents or switching transients.

It is advised, to operate the laser diode at the lowest temperature possible, and to never exceed maximum specifications as outlined in the datasheet. Device degradation will accelerate with increased temperature. **Proper heat sinking will greatly enhance stability and life time of the laser diode.**

© All Rights Reserved

The above specifications are for reference purpose only and subjected to change without prior notice.

